

Z.E.C.A. School of Arts and Technology

School Website: 

(<http://zecaschoolofthearts.com>)

Grade Span: KG-08 Charter: Yes

1249 Hargett Street, Jacksonville, NC 28540

910-219-8603

Go to the Analytics Site to 

(<https://ncreportcards.ondemand.sas.com/landing.html>)

Compare to Other Schools 

2018-19 Overall Performance 

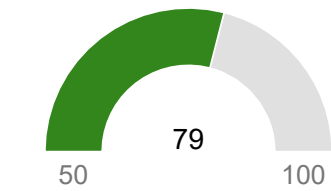
View Performance by
School or District

View Performance by
Subgroup

F 2018-19
GRADE

37

PERFORMANCE GRADE SCORE




Academic Growth


 **Growth Met**

Growth Range	Growth Status
85.0-100.0	Exceeded
70.0-84.9	Met
50.0-69.9	Not Met

Performance Grade Score History



Academic Growth History



F 2018-19
EOG MATH GRADE D

28

EOG MATH GRADE SCORE

44

2018-19
EOG READING GRADE

EOG READING GRADE
SCORE

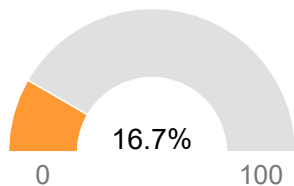
✓ Growth Met

Note - To protect student privacy, some data values for small groups will be suppressed as “> 95%” or “< 5%” in the charts or tables below. For counts less than 10, no data will be displayed.

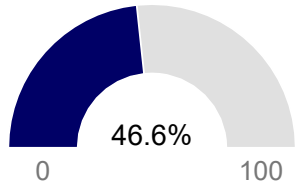
2018-19 Student Characteristics & Participation

This section describes some key measures about the students at this school.

Incoming Student Readiness ⓘ

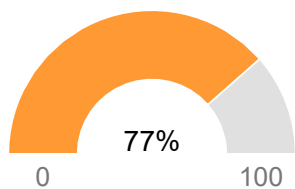


16.7% of the students entering 6th Grade across the school are proficient.

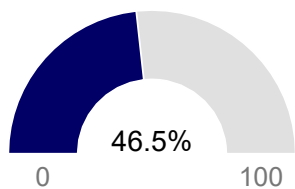


46.6% of the students entering 6th Grade across the state are proficient.

Percentage Economically Disadvantaged ⓘ



77% of Students across the school are economically disadvantaged.



46.5% of Students across the state are economically disadvantaged.

2018-19 Student Performance

Student Performance by School/District	Student Performance by Subgroup
---	------------------------------------

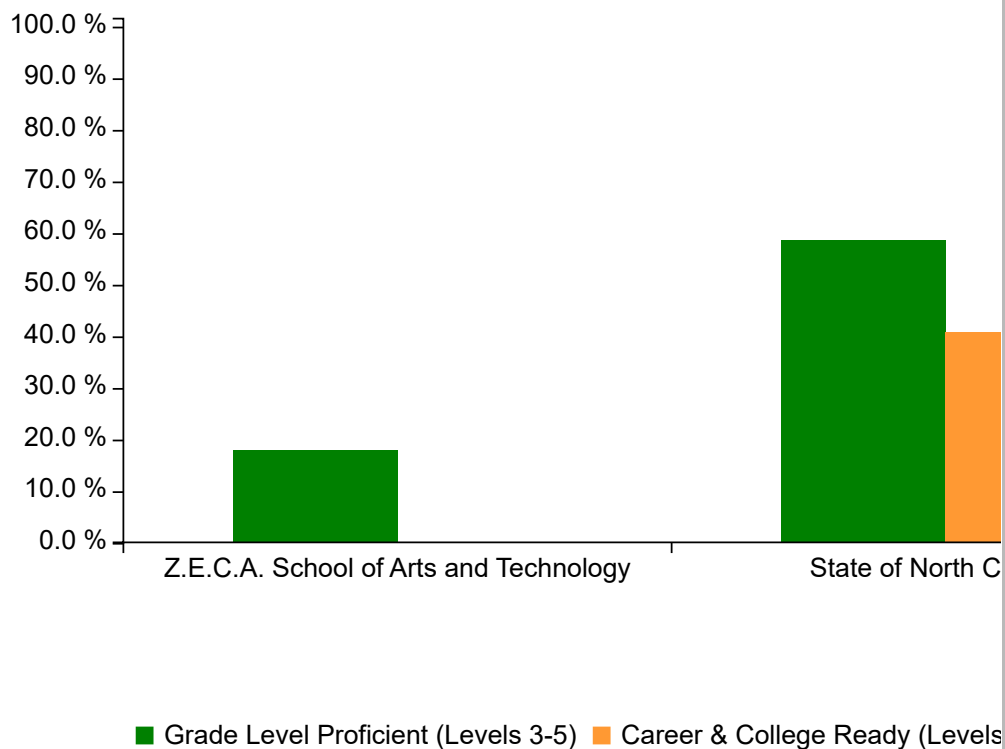
This section describes student performance in various test subject areas. Student test performance is reported as one of five achievement levels ⓘ. Levels 1 and 2 are below grade level. Level 3 is grade level proficient. Levels 4 and 5 indicate students

are on track for career and college readiness. For math, student test performance is reported as one of four achievement levels. Not Proficient is below grade level. Level 3 is grade level proficient, Levels 4 and 5 indicate students are on track for career and college readiness.

Proficiency in Subject Areas

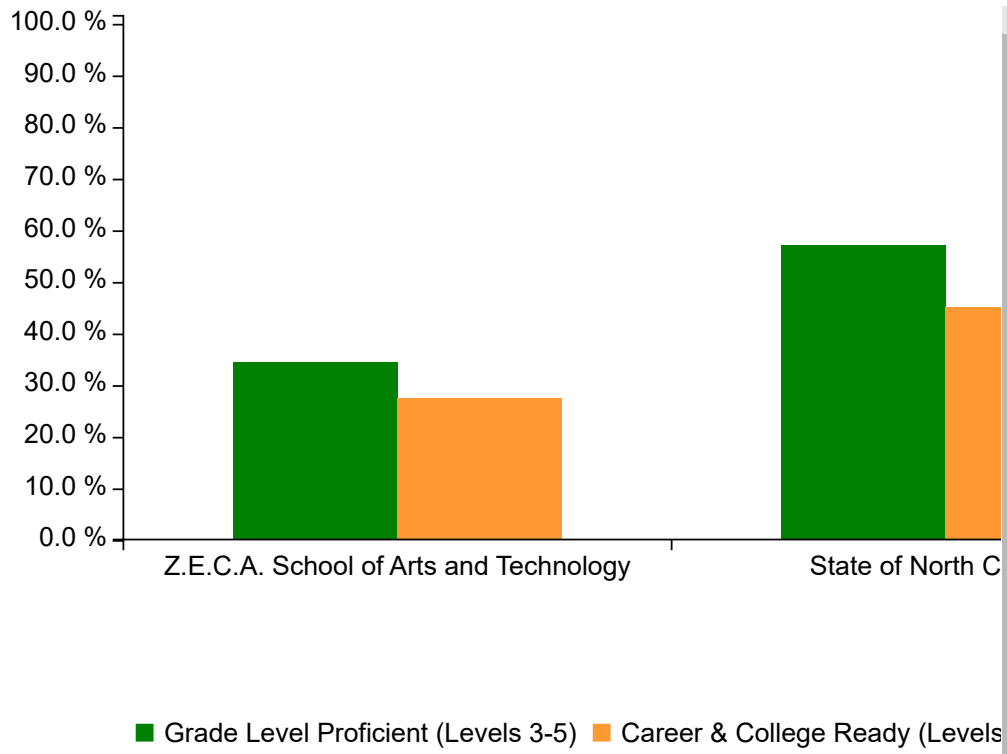
Math Performance ⓘ

Summary Chart Table



English Language Arts/ Reading Performance ⓘ

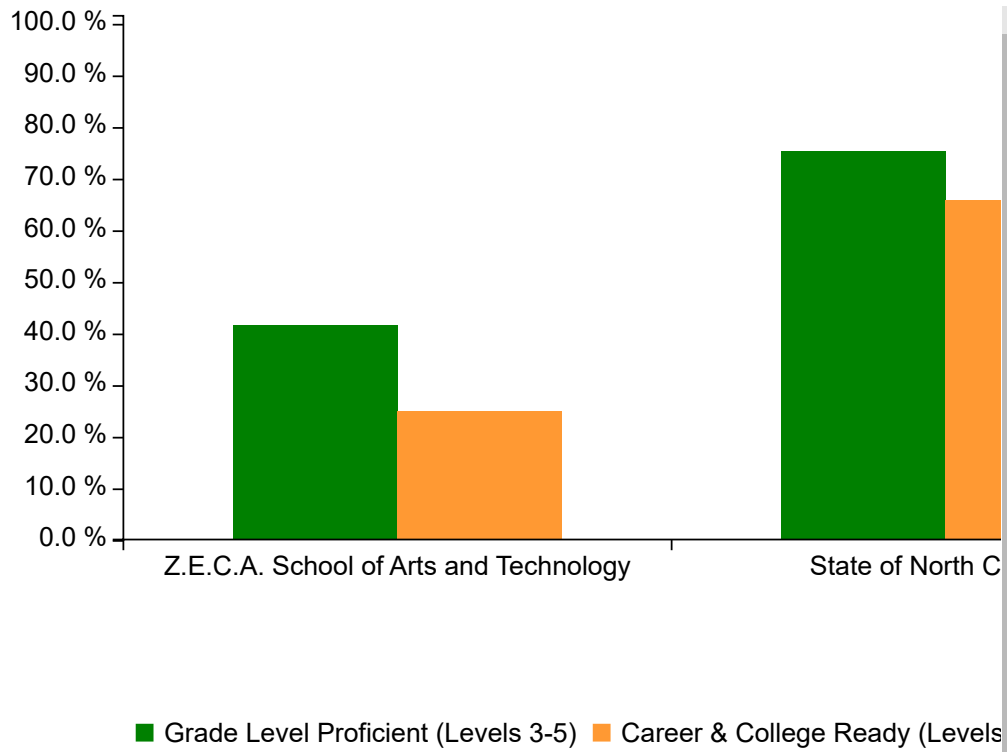
Summary Chart Table



Science Performance ⓘ

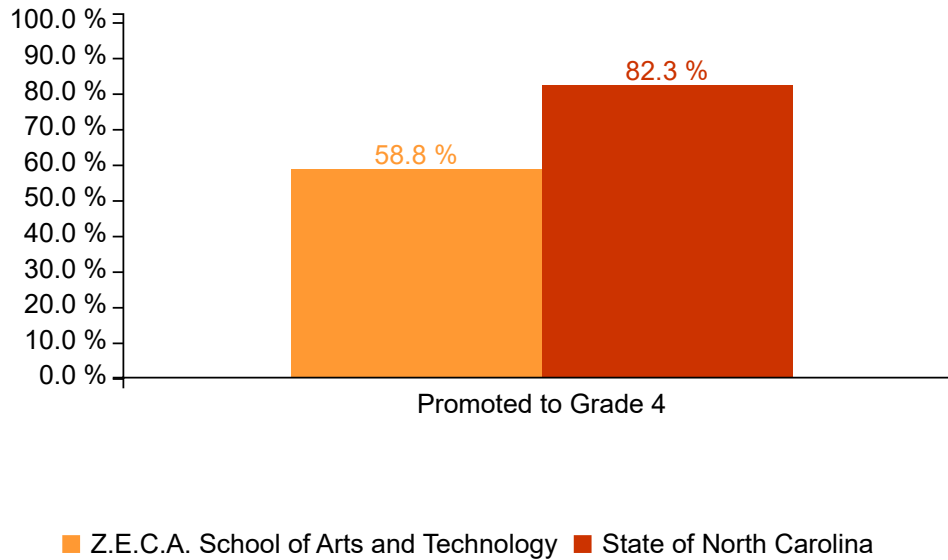
Summary Chart

Table

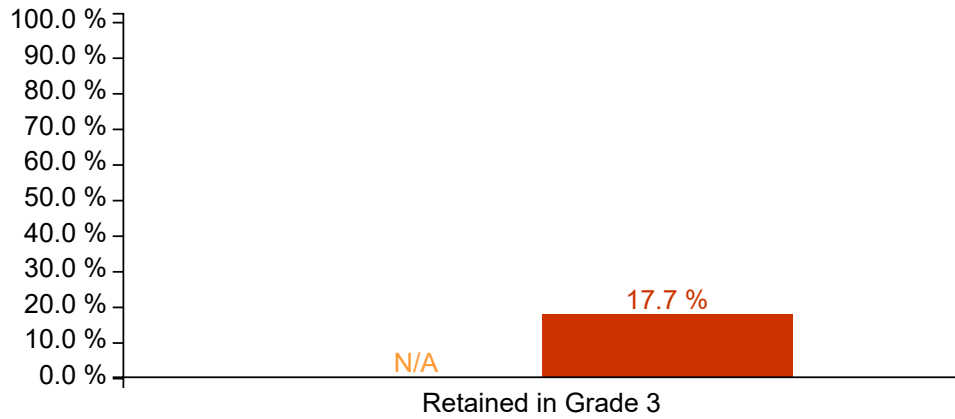


Other Measures

Read to Achieve - Promoted to Grade 4 ⓘ



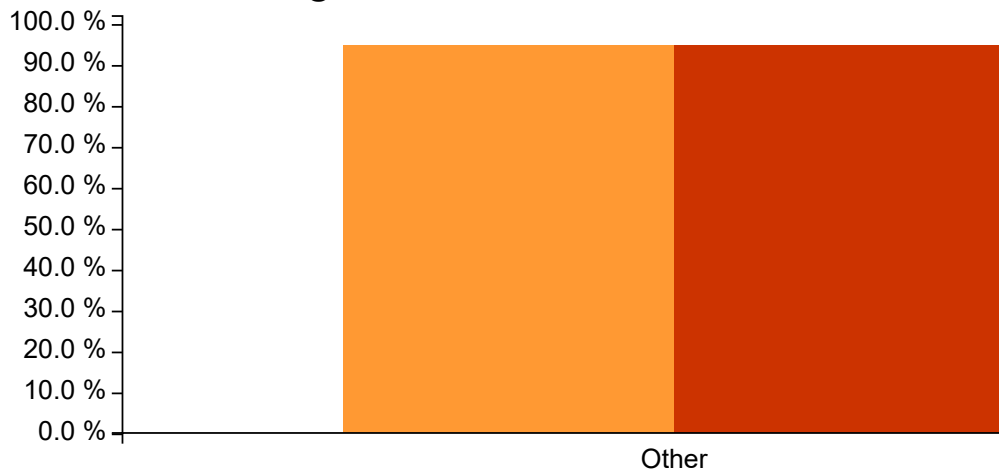
Read to Achieve - Retained in Grade 3 ⓘ



■ Z.E.C.A. School of Arts and Technology ■ State of North Carolina

Test Participation ⓘ

Percentage of students participating in state mandated standardized testing.



■ Math Grades 3-8 ■ Reading Grades 3-8

Chart Table

Students with Disabilities Alternate Test Participation

The percent of tested students is expected to be below 1% at the state level. Most schools have so few students that this information may be masked to protect student privacy. **i**

2018-19 School Environment

View Environment
by School/District

View Environment
by Subgroup

This section provides information on the school environment and facilities

Suspension and Expulsion Rates (per 1000 students) **i**

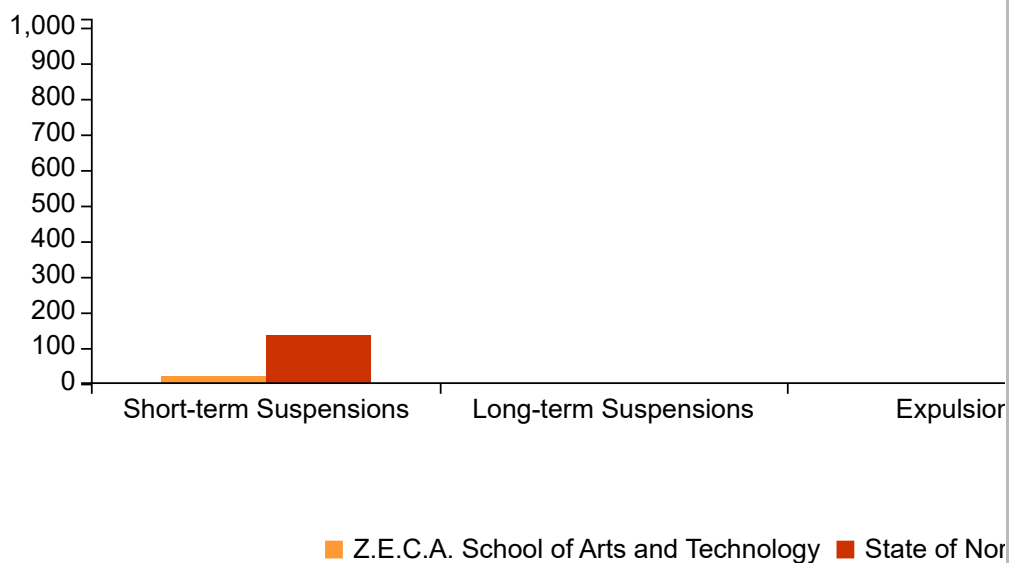
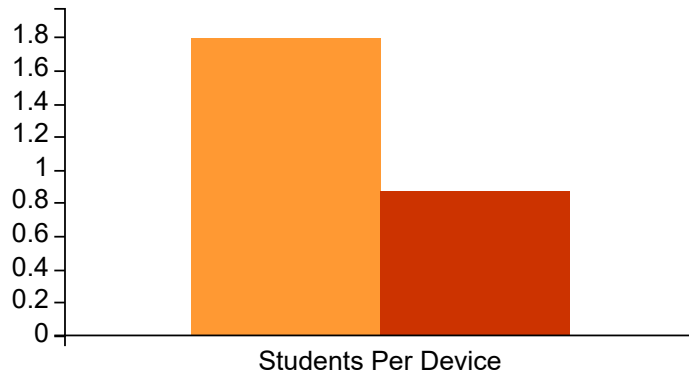


Chart Table

Rates of Criminal Acts, Bullying, Law Enforcement Referrals, and Arrests (per 1000 Students) i

	Criminal Acts	Bullying and Harrassment	Referral to Law Enforcement	Arrests
Z.E.C.A. School of Arts and Technology	0.00	0.00	0.00	0.00
State of North Carolina	6.29	11.28	2.48	0.10

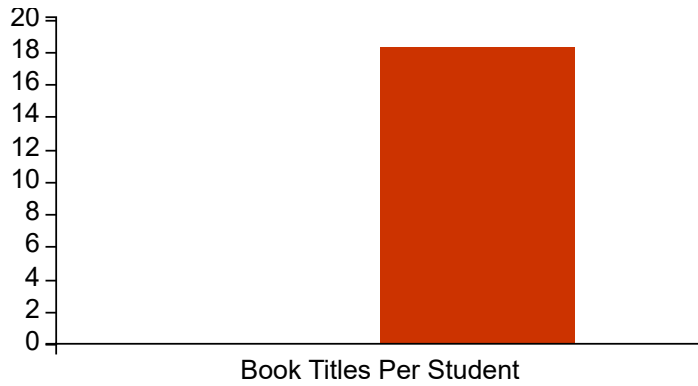
Students Per Device i



- Z.E.C.A. School of Arts and Technology
- State of North Carolina

Chart Table

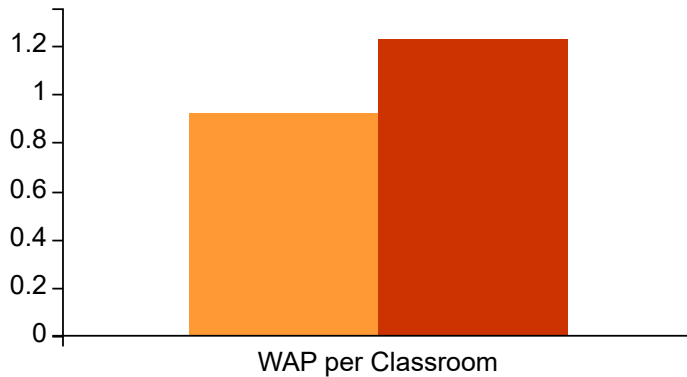
Book Titles Per Student ⓘ



■ Z.E.C.A. School of Arts and Technology
■ State of North Carolina

Chart Table

Wireless Access Points per Classroom ⓘ



■ Z.E.C.A. School of Arts and Technology
■ State of North Carolina

Chart Table

🧠 Strategic Planning 2018-19

This section provides information on Z.E.C.A. School of Arts and Technology's strategic planning, goals and progress.

- Title 1 Status ⓘ
- Comprehensive or Targeted Support:
 - Comprehensive Support and Improvement (CSI) Low Performing School ⓘ
- Low Performing School Designations:
 - ⓘ NC Designated Continually Low Performing Charter School
 - ⓘ NC Designated Low Performing School

🔍 Progress Goals ⓘ

This school has progress goals for Math Grades 3-8, and Reading Grades 3-8 in the following student groups - ALL, Black, and Economically Disadvantaged.

Click the following link 📄

(http://accrpt.ncpublicschools.org/essa_ltg/ltg.html) to see the progress of student groups at this school (note you will need to select this school again).